

Instructions and Wiring Examples of LED Tubes

Warning

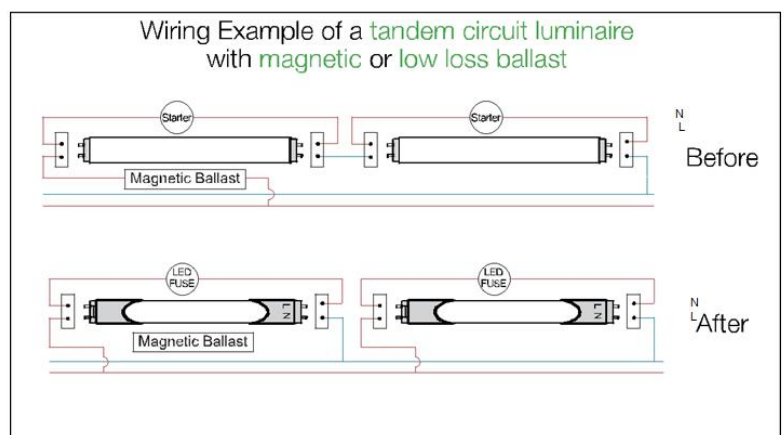
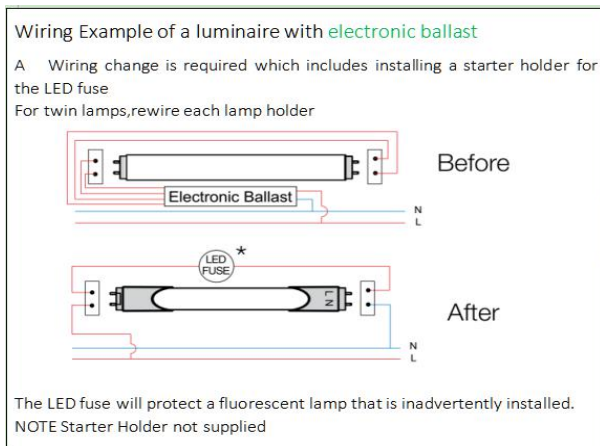
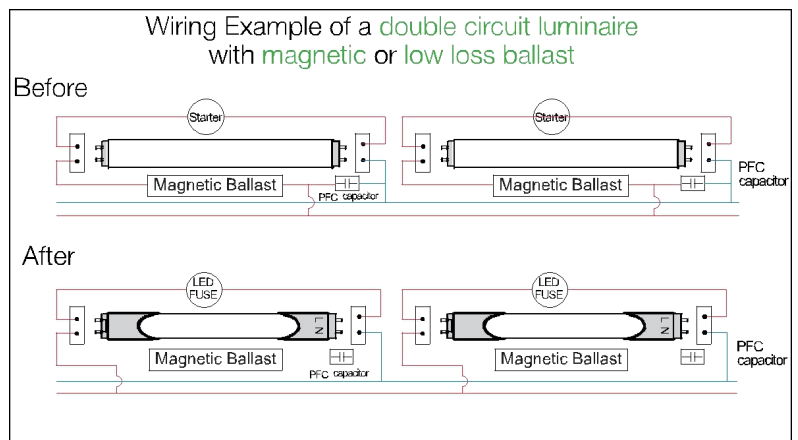
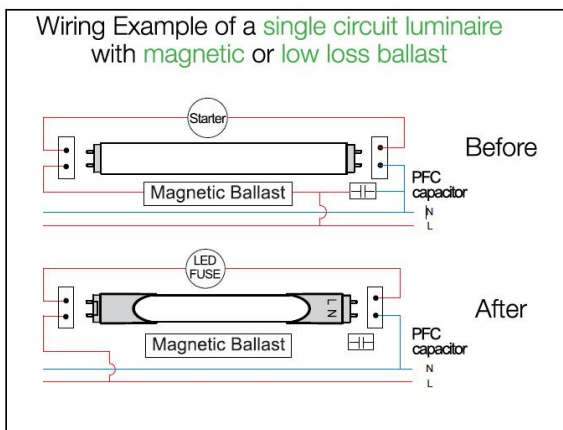
Read the following safety notice carefully before install led tube

- 1.Ensure power is isolated off before installation.
- 2.Ensure input voltage is AC 220-240V-50/60HZ.
- 3.The tube is only for indoor use and not waterproof.
- 4.Before installing the tube,identify existing fluorescent ballast type.

INSTALLATION METHOD



All wiring work must be done by licensed electrician



NOTICE:In all installation types please ensure the supplied sticker is placed on the luminaire stating this unit is converted FOR LED TUBE ONLY

WARNING :FOR LED TUBE ONLY

NOT FOR USE WITH ANY FLUORESCENT LAMP.PFC CAPACITOR &BALLAST ARE TO BE REMOVED TO AVOLD LED LAMPS MALFUNCTION

